

## Guide to using the WIDE data and community reports

THE WEBSITE .....	1
THE WIDE1 DATA .....	1
WIDE3 DATA .....	2
<i>The research officers</i> .....	2
<i>The communities</i> .....	2
<i>The WIDE3 households</i> .....	7
<i>The people interviewed</i> .....	7
<i>The modules</i> .....	7
<i>The report documents</i> .....	11
<i>The photographs</i> .....	11
<i>The community reports</i> .....	11
<i>Map 1: the WIDE communities by Region and Zone</i> .....	3
<i>Map 2: WIDE communities by major livelihoods differences</i> .....	4
<i>Map 3: The locations of the WIDE3 communities in relation to urban areas</i> .....	5
<i>Map 4: WIDE communities major cultural differences</i> .....	6
<i>Table 1: Types of household interviewed in the three WIDE3 Stages</i> .....	7
<i>Table 2: The modules in the three WIDE3 stages</i> .....	7
<i>Table 3: Modules and interviewees and specific topics list for Stage 2</i> .....	8
<i>Table 4: Stage 2 Module 1 list of topics covered</i> .....	10

### The website

Much of the raw data for WIDE1 (1994/5) and WIDE3 (2010-13) can be downloaded from the Database page on the website; what is not available at the moment will be uploaded as it is edited over the next few months.

WIDE2 was conducted in 2003 and is not yet in a website ready state and we also have currently unedited in-depth data made between 2003 and 2005 in what were known as the DEEP communities. These were four of the WIDE communities and two urban communities.

### The WIDE1 data

WIDE1 covered 15 of the 20 communities which were covered later by WIDE2 and WIDE3. For each community the research process involved three drafts of a community study organised under headings based on an early version of the current theoretical framework. Students who had completed or were in the midst of the MA in the Department of Anthropology at the University of Addis Ababa wrote the first draft using secondary sources. Draft 1 was taken to the communities for initial additions then a second draft was written. This combined the revised version of Draft 1 with data made for us using rapid rural appraisal techniques by the managers of the teams of enumerators who were conducting the first rounds of the Ethiopian Rural Household Survey in the communities. The second drafts were written by a team at Oxford University; this draft was taken back to the communities for a final consultation following which the final Village Studies were published.

The village studies are available in WORD format to enable comparative analysis on particular topics. Comparisons can be made across the communities in 1994/5 or used to compare situations within the communities in 1994/5 and 2010/13.

## **WIDE3 data**

The WIDE3 data were made in three stages: Stage 1 was conducted in six mixed communities in early 2010; Stage 2 in eight drought-prone and aid-dependent communities in later 2011; and Stage 3 in six richer and self-sufficient communities in 2013. Not all the data are yet in the database as preparing it for public access is very time-consuming.

### *The research officers*

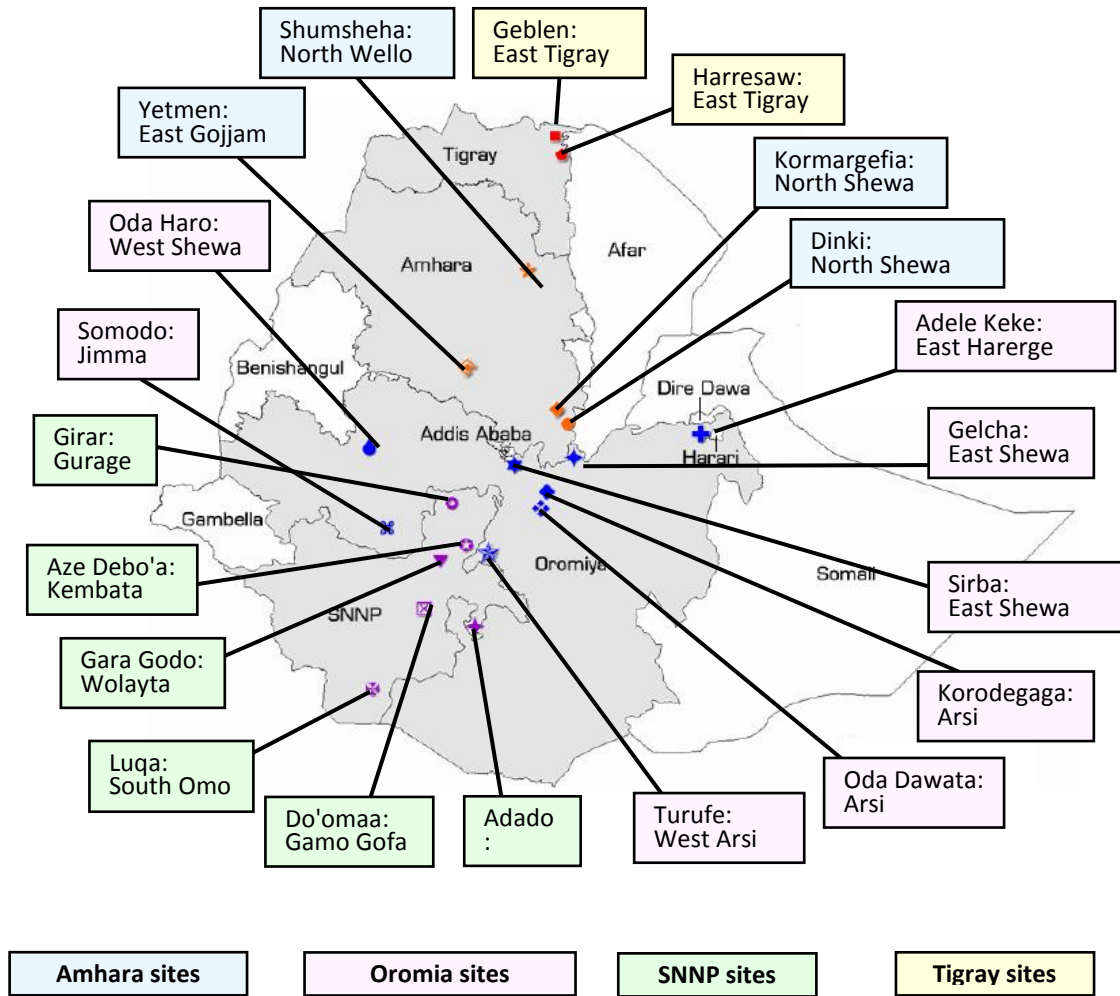
Interviews were conducted in each community by a male and a female researcher working as a team. They all had social science degrees and some had Masters degrees; many of them worked in two or three of the Stages and a few had also done WIDE2 fieldwork. They contributed ideas and comments in training and de-briefing workshops and, under supervision, wrote up their interviews in Report Documents. These were, or are being, lightly edited and anonymised before being put in the database.

### *The communities*

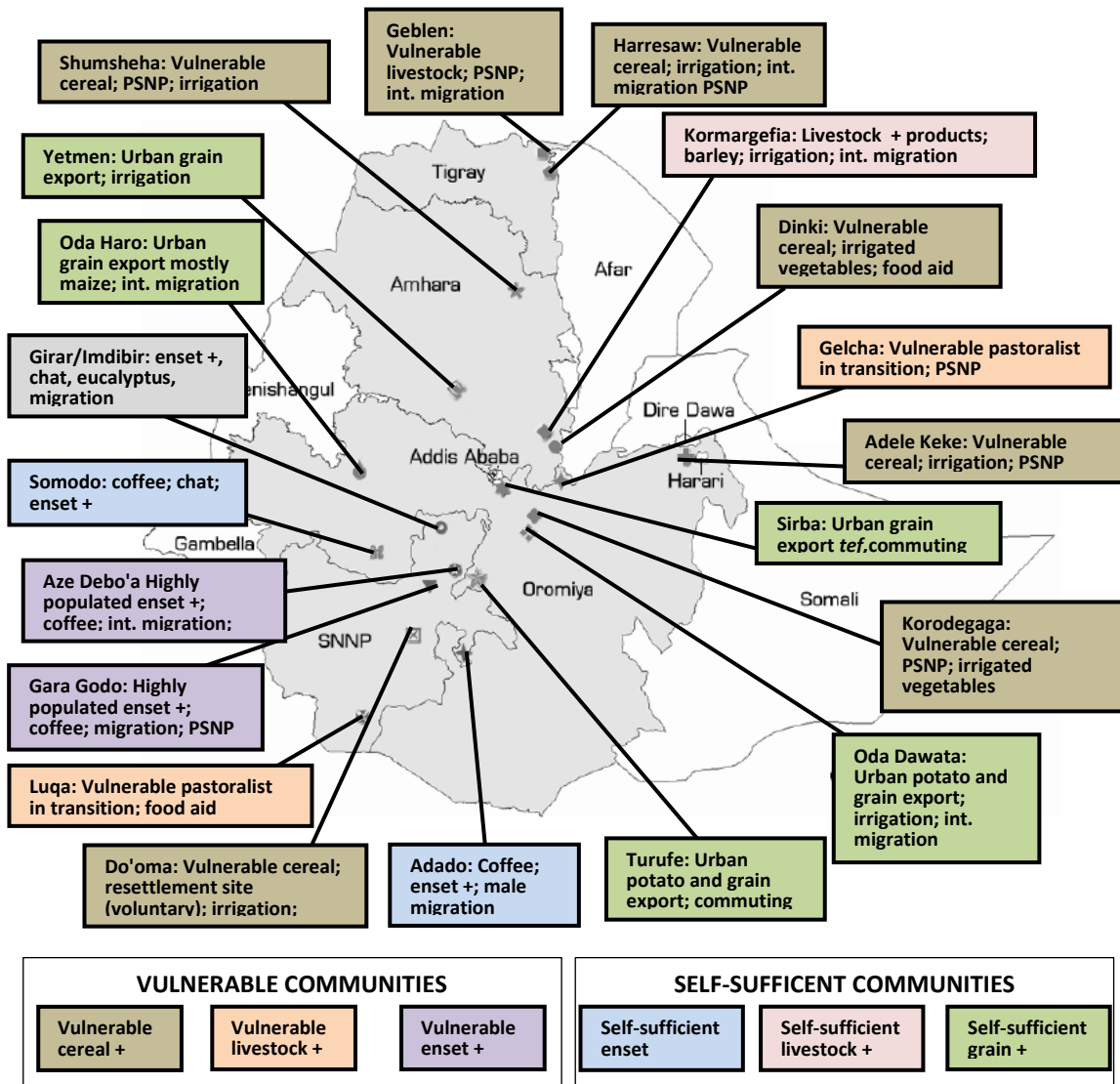
The WIDE communities were chosen by the economists who conducted the panel Ethiopian Rural Household Survey as *examples* of the major livelihood systems found in agricultural Ethiopia in the early 1990s. By the time of WIDE2 in 2003 the economists had added three examples of the growing number of cash-crop producing communities and we added two agro-pastoralist communities.

The wide diversity of the WIDE communities can be considered from various perspectives to identify contrasting types. The following four maps show differences by Region and Zone, by major livelihoods differences, by location in relation to urban areas, and by religious and cultural mixes.

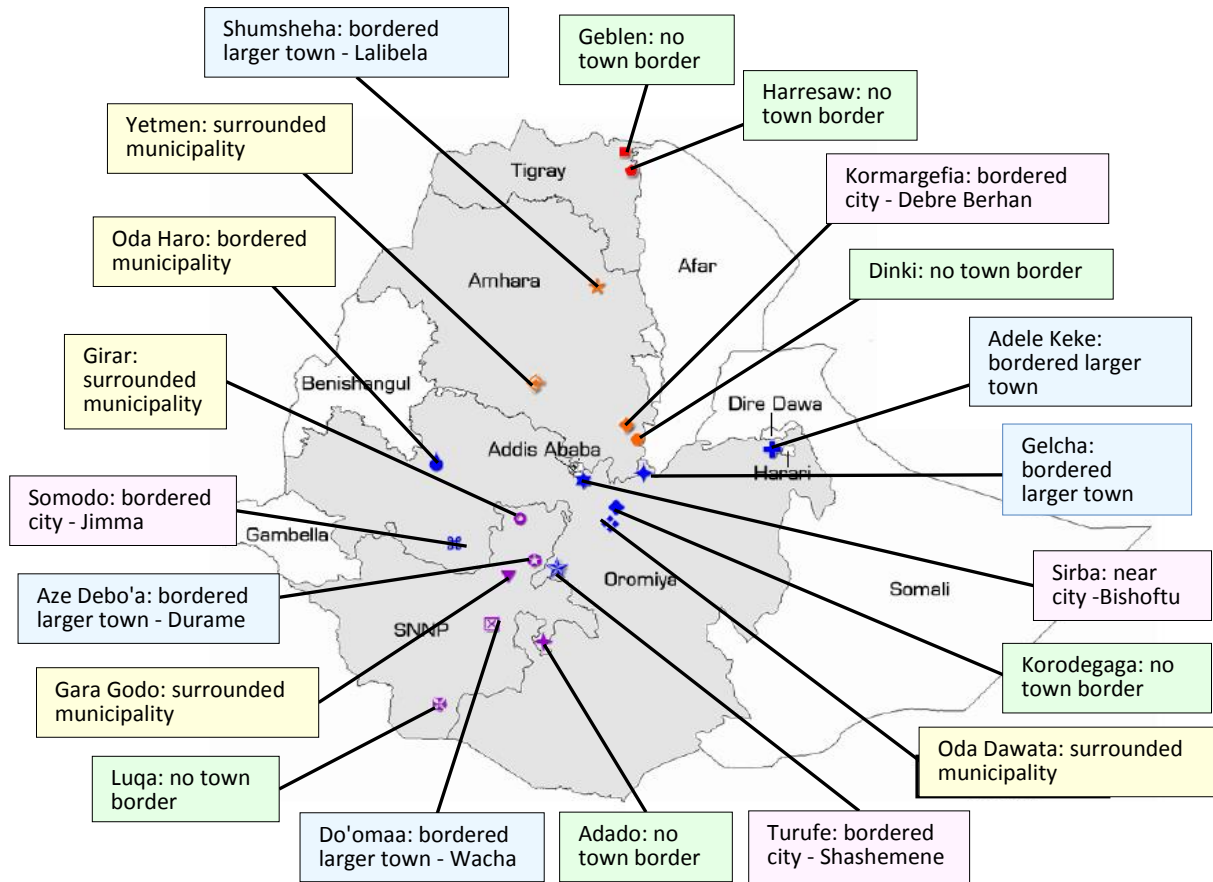
Map 1: the WIDE communities by Region and Zone



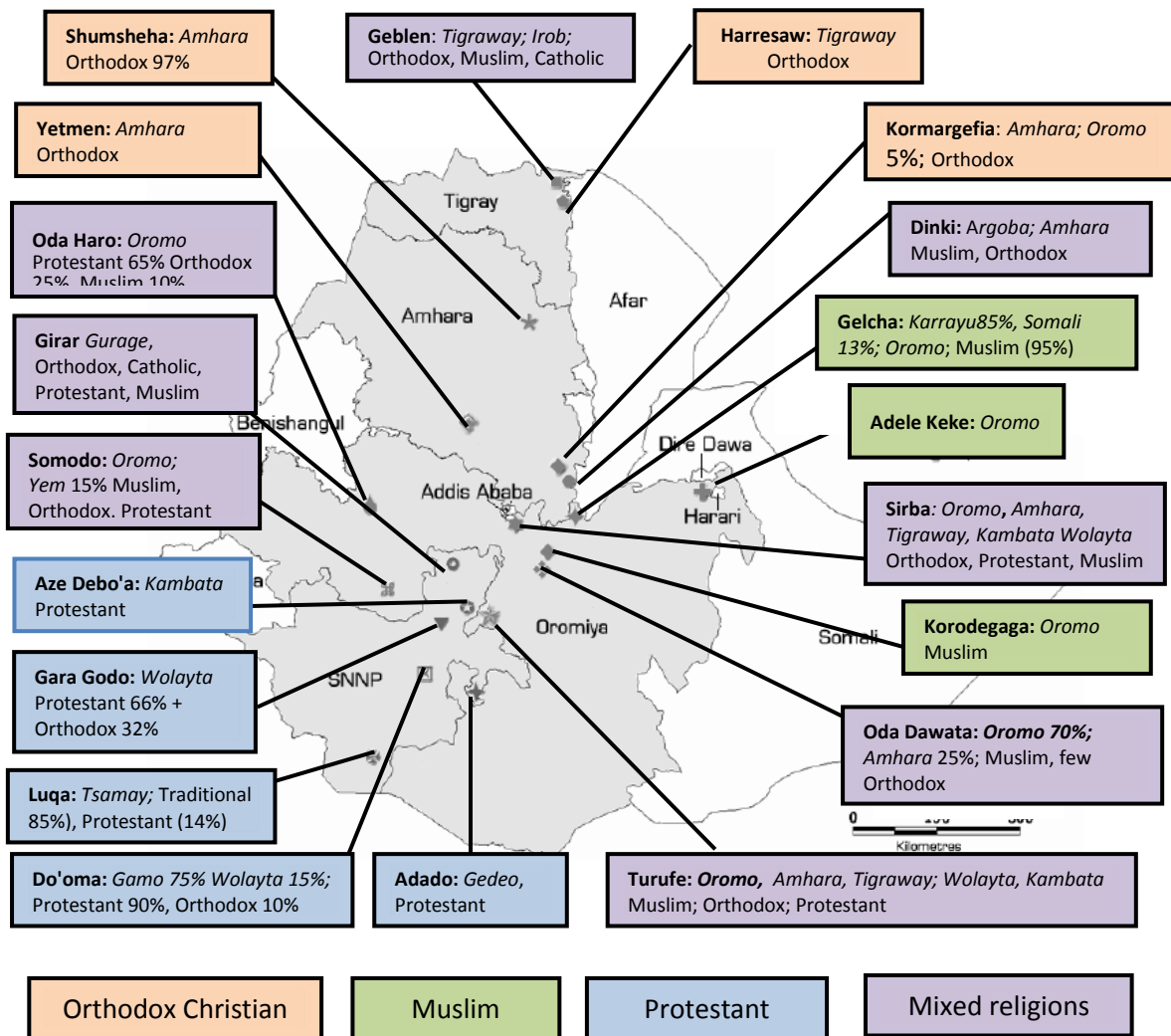
Map 2: WIDE communities by major livelihoods differences



Map 3: The locations of the WIDE3 communities in relation to urban areas



Map 4: WIDE communities major cultural differences



### *The WIDE3 households*

In each of the twenty communities respondents from six households were interviewed in depth following the same protocol. In the four male-headed households the wives, or in a few cases one of the wives, was interviewed separately. Some of the questions were similar to those answered by their husbands and others focused more on the duties usually allocated to women in the household division of labour. In the two female-headed households the head of household answered all the questions. The interviewers were told to find six different kinds of household as shown in Table 1.

*Table 1: Types of household interviewed in the three WIDE3 Stages*

<b>Stage 1</b>	<b>Stage 2</b>	<b>Stage 3</b>
Rich male-headed household	Male leader's household	Successful farmer – male-headed household
Middle-wealth male-headed household	Successful male-headed household	Successful businessman – male-headed household
Poor male-headed household	Middle-wealth male-headed household	Middle-wealth male-headed household
Very poor male-headed household	Poor male-headed household	Poor male-headed household
Successful female-headed household	Successful female-headed household	Successful female-headed household
Poor female-headed household	Poor female-headed household	Poor female-headed household

These 120 interviews are very long and not yet edited or available on the website.

### *The people interviewed*

In each community trained male and female social scientists conducted separate interviews, many providing different perspectives on the same questions. Interviewees included rich, middle-wealth and poor men, women and youngsters, government employees working in the *wereda* and *kebele*, government volunteers from the community holding *kebele* Cabinet, Council, Committee and other official positions, leaders of community-initiated organisations, elders, religious leaders, clan leaders, model farmers, investors, traders, other business people, skilled workers, daily labourers, returned migrants, ex-soldiers, traditional health workers, and various kinds of vulnerable and excluded people.

### *The modules*

Some modules were very similar in all three Stages; some Stage 1 topics were incorporated in new modules or left out in Stage 2 to allow space for new topics; this also happened in Stage 3 (see Table 2).

*Table 2: The modules in the three WIDE3 stages*

<b>Stage 1 Modules</b>	<b>Stage 2 Modules</b>	<b>Stage 3 Modules</b>
1: Wereda officials Round 1 2: Kebele officials 3: Community history and trajectory 4: Interventions: male and female household heads and wives 5: Wereda officials Round 2 6: Households 7: Interventions: dependent adults and youth 8: Community organisations and their leaders 9: Development actors 10: Gender & HIV/AIDS 11: Site specific 12: Research officer topics	1: Wereda officials 2: Community history and trajectory 3: Kebele officials 4: Experiences of recent interventions 5: Community organisations and their leaders 6: Community member vignettes 7: Households 8: Marginalised people 9: Youth 10: PSNP + OFSP/HABP 11: Site specific 12: Research officer topics	1: Wereda officials 2: Community history and trajectory 3: Kebele officials 4: Farming 5: Non-farming 6: Youth 7: Households 8: Notable people 9: Fact sheet 10: Daily diary 11: Election notes 12: Happenings since Fieldwork 1

The module protocols are not yet edited for the database but Table 3 lists them for Stage 2, together with the interviewees, while Table 4 lists the topics covered in Module 1 as an example.

*Table 3: Modules and interviewees and specific topics list for Stage 2*

<b>Module</b>	
<b>Module 1: Wereda</b>	Wereda officials appropriate to topic
<b>Module 2: Community history and trajectory</b>	Knowledgeable people individually or in small groups
<b>Module 3: Kebele</b>	Kebele officials appropriate to topic
<b>Module 4: Experiences of recent interventions</b>	Men and women separately
<b>Module 5: Community organisation, networks and activists</b>	<ol style="list-style-type: none"> <li>1. Head of the Seedlings Nursery</li> <li>2. Chair of the Land Conservation Administration (or equivalent)</li> <li>3. Chair of the Natural Resource Management Committee (or equivalent)</li> <li>4. Development Agent NRM</li> <li>5. Chair of the Development Committee</li> <li>6. Public Works organiser</li> <li>7. Tax/contributions collector – who is it?</li> <li>8. Development Agent Crops</li> <li>9. Development Agent Livestock</li> <li>10. Veterinarian</li> <li>11. Irrigation organisation leader</li> <li>12. Savings and Credit organisation leader</li> <li>13. Service Co-operative leader</li> <li>14. Successful Youth Co-operative leader</li> <li>15. Failed Youth Co-operative leader</li> <li>16. Successful Women's Co-operative leader – female interview</li> <li>17. Failed Women's Co-operative leader – female interview</li> <li>18. NGO with livelihood intervention - intervention leader</li> <li>19. Kebele Food Aid Organisation/committee leader</li> <li>20. Kebele Health Committee leader</li> <li>21. Health Extension Worker 1 - female interviewer</li> <li>22. Health Extension Worker 2 - female interviewer</li> <li>23. Health Promoter/volunteer – female interviewer</li> <li>24. Health Army member – female interviewer</li> <li>25. Health Centre head– only if it is in the community</li> <li>26. Drinking water Committee/Organisation leader</li> <li>27. Kebele Education Committee leader</li> <li>28. Kindergarten head</li> <li>29. Head teacher</li> <li>30. Male primary school teacher – male interview</li> <li>31. Female primary school teacher – female interview</li> <li>32. Parent-Teacher Association leader</li> <li>33. NGO with health and/or education interventions – leader of intervention</li> <li>34. Elders' committee leader – male interviewer</li> <li>35. Religious leader 1 – male interviewer</li> <li>36. Religious leader 2 – male interviewer</li> <li>37. Clan/lineage leader – male interviewer</li> <li>38. Other community-specific customary organisation leader 1</li> <li>39. Other community-specific customary organisation leader 2</li> <li>40. The largest Iddir leader</li> <li>41. Meskel feast organisation leader</li> <li>42. The largest Equb leader</li> <li>43. The largest mehaber leader</li> <li>44. Other community-initiated membership organisation leader 1</li> <li>45. Other community-initiated membership organisation leader 2</li> <li>46. NGO-initiated community-based organisation leader</li> <li>47. The kebele chair</li> <li>48. The kebele vice-chair</li> <li>49. Women and Child Affairs representative – female interviewer</li> <li>50. Kebele manager</li> <li>51. Chair, local political party</li> <li>52. Kebele Council Chair</li> <li>53. Sub-kebele organisation: Gari (or equivalent) leader</li> <li>54. Sub-kebele organisation: Development Team leader</li> </ol>



Module	
	55. Leader of a 1-5 group 56. Leading male wereda councillor 57. Woman wereda councillor – female interviewer 58. Women's League/Association/Federation leader – female interviewer 59. Youth League/Association/federation leader 60. The security committee leader 61. The militia organiser – male interviewer 62. Community policeman – male interviewer 63. Social court leader 64. Peace committee leader 65. Public Relations/Information Officer 66. Propaganda Officer 67. Anti-HTP Committee leader 68. NGO with social equity intervention - leader of intervention
<b>Module 6: Community member vignettes</b>	1. Guard – National Park, community forest, other government-controlled property 2. Electricity organiser/contributor 3. Champion Model Farmer – male interview 4. Most successful woman farmer – female interview 5. Most successful male youth farmer – male interview 6. Successful pastoralist – male interview 7. Investor 1 - male 8. Investor 2 female if possible – if none a second male – female interview 9. Leading cash-crop trader/merchant – male interview 10. Leading woman trader/shopkeeper – female interview 11. Delala/fixer – male interview 12. Leading businessman – male interview 13. Leading businesswoman – female interview 14. Leading young male businessman/trader – male interview 15. Leading young female businessman/trader – female interview 16. Skilled worker – e.g. carpenter – male interview 17. Returned international migrant male – male interview 18. Returned longer-term male migrant from elsewhere in Ethiopia – male interview 19. Returned seasonal migrant male – male interview 20. Returned re-settler - male 21. Returned international migrant female – female interview 22. Returned divorced woman – female interview 23. Ex-soldier – male interview 24. Head of private clinic/pharmacy in the community 25. Traditional health practitioner 26. Traditional birth attendant – female interview 27. Non-EPRDF political organiser (maybe Shumsheha only) 28. Young male opinion leader – male interview 29. Young female opinion leader female interview
<b>Module 7: Households</b>	Male-headed: rich/successful farmer or pastoralist Male-headed: headed by politically active man Male-headed: of medium wealth Male-headed: poor Female-headed: relatively successful Female-headed: poor
<b>Module 8: Marginalised people</b>	1. Resident from the remotest part of the kebele 2. Resident from the least desirable place to live in the community – 'slum' area – if there is one 3. Landless man involved in share-cropping – male researcher 4. Destitute man – no home of own – male researcher 5. Destitute woman – no home of own – female researcher 6. Too old to work with no relatives – man – male researcher 7. Too old to work with no relatives – woman – female researcher 8. Physically disabled man 9. Physically disabled woman – female researcher 10. Relative of a mentally ill person 11. Poor man excluded from PSNP 12. Poor woman excluded from PSNP – female researcher 13. Agricultural labourer 14. Child herder

Module	
	<ul style="list-style-type: none"> <li>15. Domestic servant – female researcher</li> <li>16. Poor widow– female researcher</li> <li>17. Poor widower not remarried</li> <li>18. Poor divorcée (female) with children– female researcher</li> <li>19. Poor divorcé (male)</li> <li>20. Person Living with HIV-AIDS - male – male researcher</li> <li>21. Person Living with HIV-AIDS - female– female researcher</li> <li>22. Deaf person</li> <li>23. Blind person</li> <li>24. Relative of woman evicted from the community– female researcher</li> <li>25. Relative of man evicted from the community</li> <li>26. Non-taxpayer</li> <li>27. Recent in-migrant</li> <li>28. Craftworker – male</li> <li>29. Craftworker – female– female researcher</li> <li>30. Marginal religion – male</li> <li>31. Marginal religion – female– female researcher</li> <li>32. Marginal ethnicity – male</li> <li>33. Marginal ethnicity – female– female researcher</li> </ul>
<b>Module 9: Youth</b>	<ul style="list-style-type: none"> <li>In early 30s rich – male and female</li> <li>In early 30s middle – male and female</li> <li>In early 30s poor – male and female</li> <li>In mid-20s rich – male and female</li> <li>In mid-20s middle – male and female</li> <li>In mid-20s poor – male and female</li> <li>Young men aged 19 rich</li> <li>Young men aged 19 middle</li> <li>Young men aged 19 poor</li> <li>Young women aged 16 or 17 rich</li> <li>Young women aged 16 or 17 middle</li> <li>Young women aged 16 or 17 poor</li> </ul>
<b>Module10 PSNP and OFSP/HABP</b>	<ul style="list-style-type: none"> <li>1. PSNP targeting decision-maker</li> <li>2. PSNP appeals decision-maker</li> <li>3. PSNP public works – without ofsp/habp</li> <li>4. PSNP public works – with related ofsp/habp – successful</li> <li>5. PSNP public works – with related ofsp/habp – unsuccessful</li> <li>6. PSNP direct support – elderly</li> <li>7. PSNP direct support – other (non-elderly)</li> <li>8. PSNP graduate – voluntary</li> <li>9. PSNP graduate – achieved food security and sustainable livelihood</li> <li>10. PSNP graduate – suffering food insecurity and not achieved sustainable livelihood</li> <li>11. somebody who has been excluded from PSNP and is not happy</li> <li>12. never a PSNP beneficiary – without ofsp/habp</li> </ul>
<b>Module 11</b>	Site-dependent
<b>Module 12</b>	Research Officer selected

Table 4: Stage 2 Module 1 list of topics covered

Module	Interviewees	Topics
<b>Module 1: Wereda</b>	Wereda officials	<ul style="list-style-type: none"> <li>1. Wereda comparison</li> <li>2. Wereda structure</li> <li>3. Kebele organisation in the wereda</li> <li>4. Kebele boundaries</li> <li>5. Kebele comparison</li> <li>6. Development progress of the kebele</li> <li>7. Plans for new interventions affecting the kebele</li> <li>8. Public services outside the kebele which kebele members use</li> <li>9. Land-related interventions</li> <li>10. Moving people</li> <li>11. Water for farming</li> <li>12. Farming interventions</li> <li>13. Non-farm interventions</li> <li>14. Micro-credit and savings</li> <li>15. F/CFW</li> <li>16. Co-operatives</li> </ul>

Module	Interviewees	Topics
		17. Interventions against HTPs affecting livelihoods 18. Food aid 19. Nutrition 20. Safe water 21. Hygiene and environmental sanitation 22. Disease prevention and control 23. Interventions against HTPs affecting health 24. Curative health services 25. Reproductive health services 26. Mother and child services 27. Education 28. Marriage-related questions 29. Using CIOs to help implement interventions 30. Women's Association 31. Youth Association 32. Planning and consultation 33. Rights and duties of community members 34. Community contributions 35. Accountability 36. Security and policing 37. Justice 38. Learning about Government policies and programmes 39. Insurance 40. Promoting equity for women 41. Youth policies and programmes 42. Getting Government services to poor people 43. Interventions to help vulnerable people

### *The report documents*

In the report documents in the database the responses to the Modules have been turned into narratives sticking as closely as possible to what the respondents said.

### *The photographs*

Most of the [photographs](#) were taken by the Research Officers who were given cheap cameras and a list of images to photograph. Some of the cameras did not work very well so there are more photographs from some places than others. Many of the remaining photographs were taken by the senior researchers during field visits.

### *The community reports*

The first task in interpreting and analysing the data was to write a long report for each community using the headings developed using the multiple perspectives framework:

- The community place and people in their wider context
- Households
- Structures of inequality
- Livelihoods
- Human re/pro/duction –producing and maintaining people
- Social re/pro/duction
- Community management
- Community ideas

These are available in pdf format [here](#); if you would like to have them in WORD format to facilitate comparative analysis please contact us [contact@ethiopiawide.net](mailto:contact@ethiopiawide.net).